

CWDM305ND**SURFACE MOUNT
DUAL N-CHANNEL
ENHANCEMENT-MODE
SILICON MOSFET****SOIC-8 CASE**www.centrasemi.com**DESCRIPTION:**

The CENTRAL SEMICONDUCTOR CWDM305ND is a dual, high current N-channel enhancement-mode silicon MOSFET designed for high speed pulsed amplifier and driver applications. This energy efficient MOSFET offers beneficially low $r_{DS(ON)}$, low gate charge, and low threshold voltage.

MARKING CODE: C305**APPLICATIONS:**

- Load/Power switches
- DC-DC converter circuits
- Power management

MAXIMUM RATINGS: ($T_A=25^\circ\text{C}$)

Drain-Source Voltage
Gate-Source Voltage
Continuous Drain Current (Steady State)
Maximum Pulsed Drain Current, $t_p=10\mu\text{s}$
Power Dissipation
Operating and Storage Junction Temperature
Thermal Resistance

FEATURES:

- Low $r_{DS(ON)}$
- High current
- Low gate charge

SYMBOL		UNITS
V_{DS}	30	V
V_{GS}	20	V
I_D	5.8	A
I_{DM}	23.2	A
P_D	2.0	W
T_J, T_{stg}	-55 to +150	$^\circ\text{C}$
θ_{JA}	62.5	$^\circ\text{C/W}$

ELECTRICAL CHARACTERISTICS: ($T_A=25^\circ\text{C}$ unless otherwise noted)

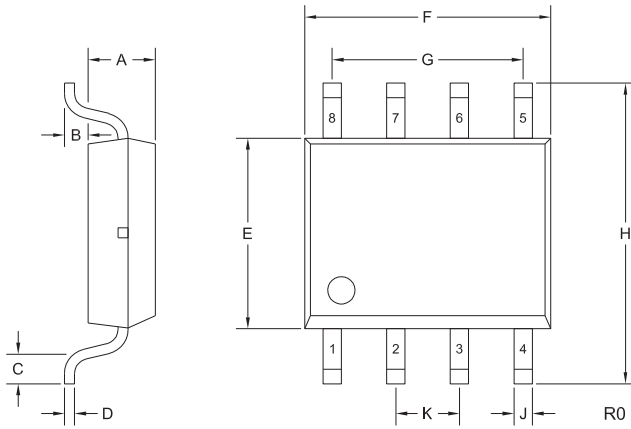
SYMBOL	TEST CONDITIONS	MIN	TYP	MAX	UNITS
I_{GSSF}, I_{GSSR}	$V_{GS}=20\text{V}, V_{DS}=0$			100	nA
I_{DSS}	$V_{DS}=30\text{V}, V_{GS}=0$			1.0	μA
BV_{DSS}	$V_{GS}=0, I_D=250\mu\text{A}$	30			V
$V_{GS(th)}$	$V_{GS}=V_{DS}, I_D=250\mu\text{A}$	1.0		3.0	V
$r_{DS(ON)}$	$V_{GS}=10\text{V}, I_D=2.9\text{A}$		0.024	0.030	Ω
$r_{DS(ON)}$	$V_{GS}=5.0\text{V}, I_D=2.9\text{A}$		0.028	0.034	Ω
g_{FS}	$V_{DS}=5.0\text{V}, I_D=5.8\text{A}$		12		S
C_{rss}	$V_{DS}=10\text{V}, V_{GS}=0, f=1.0\text{MHz}$		50	54	pF
C_{iss}	$V_{DS}=10\text{V}, V_{GS}=0, f=1.0\text{MHz}$		500	560	pF
C_{oss}	$V_{DS}=10\text{V}, V_{GS}=0, f=1.0\text{MHz}$		52	90	pF
$Q_{g(tot)}$	$V_{DD}=15\text{V}, V_{GS}=5.0\text{V}, I_D=5.8\text{A}$		4.2	6.3	nC
Q_{gs}	$V_{DD}=15\text{V}, V_{GS}=5.0\text{V}, I_D=5.8\text{A}$		0.9	1.4	nC
Q_{gd}	$V_{DD}=15\text{V}, V_{GS}=5.0\text{V}, I_D=5.8\text{A}$		1.4	2.1	nC
t_{on}	$V_{DD}=15\text{V}, I_D=5.8\text{A}, R_G=10\Omega$		6.5		ns
t_{off}	$V_{DD}=15\text{V}, I_D=5.8\text{A}, R_G=10\Omega$		8.5		ns

R3 (1-November 2012)

CWDM305ND
SURFACE MOUNT
DUAL N-CHANNEL
ENHANCEMENT-MODE
SILICON MOSFET



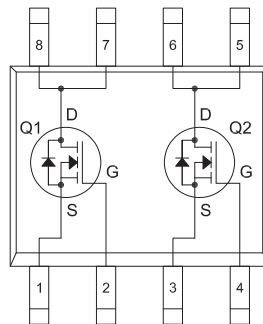
SOIC-8 CASE - MECHANICAL OUTLINE



SYMBOL	INCHES		MILLIMETERS	
	MIN	MAX	MIN	MAX
A	0.049	0.057	1.24	1.44
B	0.000	0.011	0.00	0.27
C	0.018	-	0.46	-
D	0.006	0.011	0.16	0.27
E	0.145	0.154	3.70	3.90
F	0.189	0.198	4.81	5.01
G	0.150		3.81	
H	0.231	0.244	5.88	6.18
J	0.013	0.021	0.35	0.52
K	0.050		1.27	

SOIC-8 (REV: R0)

PIN CONFIGURATION



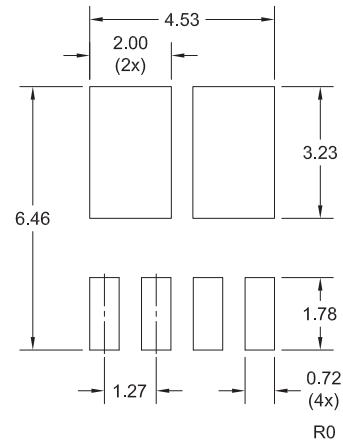
LEAD CODE:

- | | |
|--------------|-------------|
| 1) Source Q1 | 5) Drain Q2 |
| 2) Gate Q1 | 6) Drain Q2 |
| 3) Source Q2 | 7) Drain Q1 |
| 4) Gate Q2 | 8) Drain Q1 |

MARKING CODE: C305

SUGGESTED MOUNTING PADS

(Dimensions in mm)



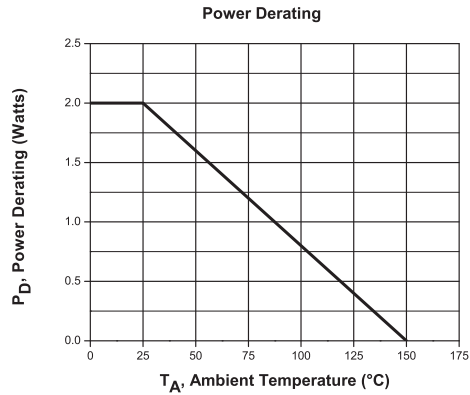
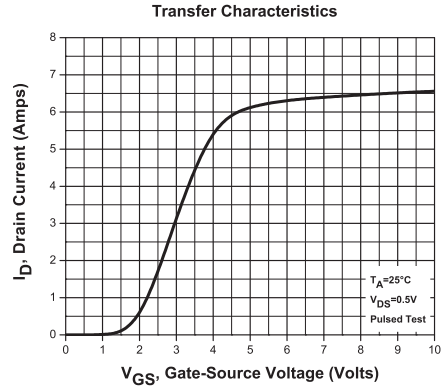
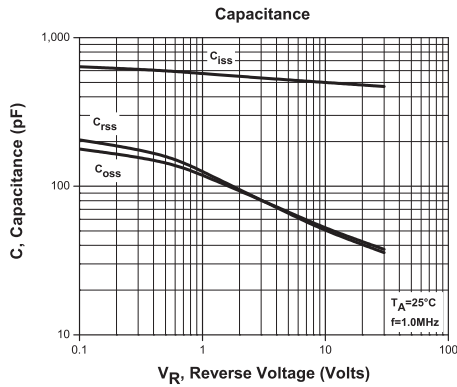
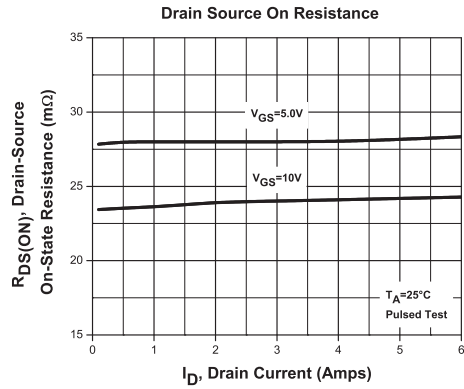
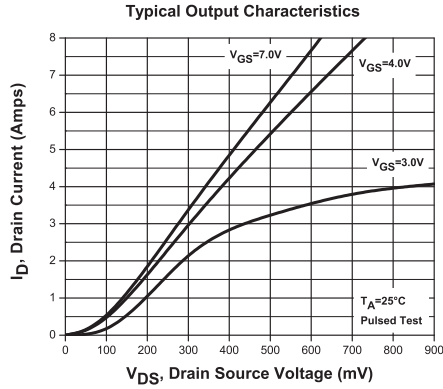
R3 (1-November 2012)

CWDM305ND

**SURFACE MOUNT
DUAL N-CHANNEL
ENHANCEMENT-MODE
SILICON MOSFET**



TYPICAL ELECTRICAL CHARACTERISTICS



R3 (1-November 2012)

OUTSTANDING SUPPORT AND SUPERIOR SERVICES



PRODUCT SUPPORT

Central's operations team provides the highest level of support to insure product is delivered on-time.

- Supply management (Customer portals)
- Inventory bonding
- Consolidated shipping options
- Custom bar coding for shipments
- Custom product packing

DESIGNER SUPPORT/SERVICES

Central's applications engineering team is ready to discuss your design challenges. Just ask.

- Free quick ship samples (2nd day air)
- Online technical data and parametric search
- SPICE models
- Custom electrical curves
- Environmental regulation compliance
- Customer specific screening
- Up-screening capabilities
- Special wafer diffusions
- PbSn plating options
- Package details
- Application notes
- Application and design sample kits
- Custom product and package development

CONTACT US

Corporate Headquarters & Customer Support Team

Central Semiconductor Corp.
145 Adams Avenue
Hauppauge, NY 11788 USA
Main Tel: (631) 435-1110
Main Fax: (631) 435-1824
Support Team Fax: (631) 435-3388
www.centalsemi.com

Worldwide Field Representatives:
www.centalsemi.com/wwreps

Worldwide Distributors:
www.centalsemi.com/wwdistributors

For the latest version of Central Semiconductor's **LIMITATIONS AND DAMAGES DISCLAIMER**, which is part of Central's Standard Terms and Conditions of sale, visit: www.centalsemi.com/terms