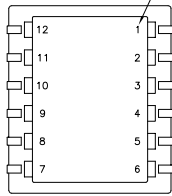


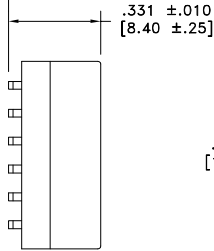
CUSTOMER TERMINAL	RoHS	LEAD(Pb)-FREE
Sn100%	Yes	Yes



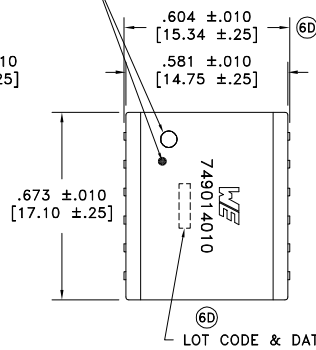
TERM. NO.'s FOR REF. ONLY



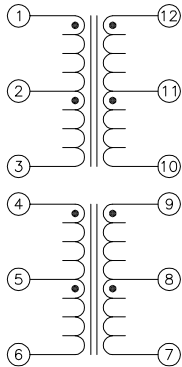
-A- .004 [.10]
12 SURFACES



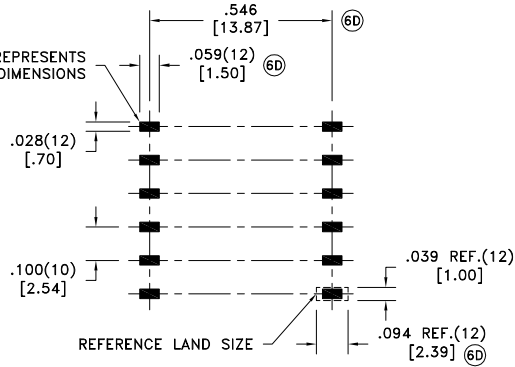
DOT & RECESS LOCATES TERM. #1



LOT CODE & DATE CODE



AREA REPRESENTS
TERMINAL PAD DIMENSIONS



CUSTOMER TO DETERMINE LAND LAYOUT

ELECTRICAL SPECIFICATIONS @ 25°C unless otherwise noted:

PARAMETER	TEST CONDITIONS	VALUE
D.C. RESISTANCE	1-3 @20°C	0.9 ohms max.
D.C. RESISTANCE	4-6 @20°C	0.9 ohms max.
INDUCTANCE	1-3 100kHz, 100mVAC, 8mADC, Lp	350uH min.
INDUCTANCE	4-6 100kHz, 100mVAC, 8mADC, Lp	350uH min.
LEAKAGE INDUCTANCE	1-3 tie(12+10), 100kHz, 20mV, Ls	0.8uH max.
LEAKAGE INDUCTANCE	4-6 tie(9+7), 100kHz, 20mV, Ls	0.8uH max.
INTERWINDING CAPACITANCE	1-12 tie(1+3, 12+10), 100kHz, 20mVAC, Cs	15pF max.
INTERWINDING CAPACITANCE	4-9 tie(4+6, 9+7), 100kHz, 20mVAC, Cs	15pF max.
DIELECTRIC	1-12 tie(3+4, 10+9), 5000Vrms, 6 seconds	4500Vrms, 1 minute
URNS RATIO	(1-3):(12-10)	1:1, ±2%
URNS RATIO	(4-6):(9-7)	1:1, ±2%
CROSSTALK	1M - 100MHz	-40dB min.

GENERAL SPECIFICATIONS:

OPERATING TEMPERATURE RANGE: 0°C to +70°C.

COPLANARITY: All 12 terminals must lie on a plane within .004 [.10] of Surface A after lead tinning.

- 6D Designed to comply with the following requirements as defined by IEC60950-1, EN60950-1, UL60950-1/CSA60950-1 and AS/NZS60950.1:
 - Reinforced insulation for a primary circuit at a working voltage of 250Vrms.
- 6D Designed to comply with the 8.6mm min. creepage and 7.0mm min. clearance as defined by IEC60601-1; 2006.
 - Providing two means of patient protection up to a working voltage of 250Vrms.

REV.	DATE	Packaging Specifications	CONVENTION PLACEMENT
6E	12/15	Method: Tape & Reel	
6D	6/15	PKG-0645	
6C	12/08	www.we-online.com/midcom	
6B	8/08	SEE REVISION SHEET FOR REVISION LEVEL	

Tolerances unless otherwise specified:
 Angles: ±1° Decimals: ±.005 [.13]
 Fractions: ±1/64 Footprint: ±.005 [.13]
 This drawing is dual dimensioned. Dimensions in brackets are in millimeters.

DRAWING TITLE
TRANSFORMER
 eiSos p/n: 749014010

PART NO.
749014010
 SPECIFICATION SHEET 1 OF 1

