

35Watts Single Output LED Driver



Features:

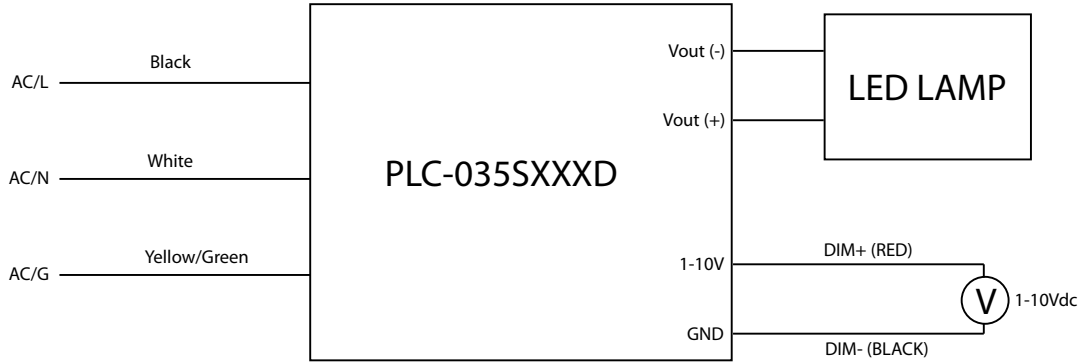
- Constant Current Design
- Dimming Control
- Universal AC input/ Full Range
- Built-in Active PFC function, PF 0.98 Typical
- High Efficiency (Up to 88%)
- Output Protections: OVP/SCP/OTP
- Lightning Protection
- Class 2 Power Unit (See Note)
- Waterproof (IP67)
- 5 Year Warranty



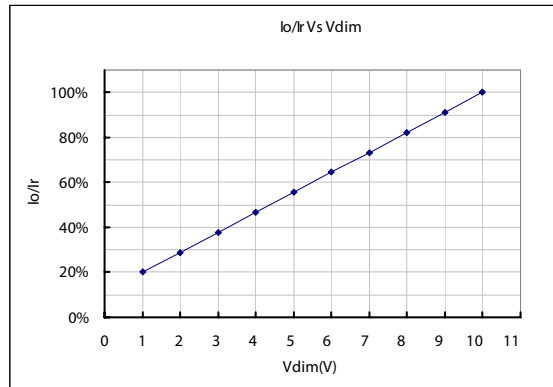
Model	PLC-035S035D	PLC-035S045D	PLC-035S070D	PLC-035S105D	PLC-035S140D	PLC-035S175D	PLC-035S210D	PLC-035S245D	PLC-035S290D
Output Characteristics									
Rated Current <small>See Note</small>	0.35A (1)	0.45A (1)	0.70A (2)	1.05A (3)	1.40A (3)	1.75A (3)	2.10A (3)	2.45A (3)	2.90A (3)
Voltage Range	33~100V	26~78V	17~50V	11~33V	8~24V	7~20V	6~18V	5~15V	4~12V
Ripple and Noise (max) <small>Note 1</small>	±10% Vo								
Voltage Accuracy	±5% Vo								
Line Regulation	±1% Vo								
Load Regulation	±3% Vo								
Rise Time	20mS Max @ Rated Load								
Hold-up Time (Typ.)	8.5mS Min (110VAC input, full load), 10mS Min (220VAC input, full load)								
Input Characteristics									
Voltage Range	90VAC~305VAC								
Frequency Range	47Hz-63Hz								
Power Factor (Typical)	110VAC	>0.98	>0.98	>0.98	>0.98	>0.98	>0.98	>0.98	>0.98
	220VAC	>0.92	>0.92	>0.92	>0.92	>0.92	>0.92	>0.92	>0.92
Efficiency (Typical)	88%	87%	86%	86%	85%	84%	84%	83%	82%
AC Current (max)	1.0A @ 100-277VAC Input Full Load								
Inrush Current (max)	65A @ 230VAC, 25°C								
Leakage Current	0.6mA max @ 277VAC								
Protection									
Over Temperature (OTP)	110°C (Temperature of internal components); shut down, auto recover after the temperature decreases								
Over Voltage (OVP) <small>Note 2</small>	1.2~1.4Vo								
Short Circuit (SCP)	Long-term mode, auto recovery								
Environmental Characteristics									
Operating Temperature	-35°C~70°C								
Operating Relative Humidity	10% RH to 100% RH								
Storage Temperature	-40°C~85°C, 5% to 100% RH non-condensing								
Vibration	10 to 300Hz sweep at constant acceleration of 1.0G(Breadth: 3.5mm) for 1 Hour for each of the perpendicular axes X, Y, Z								
Waterproof Rating	IP67								
Safety Standards	UL8750, Compliance to UL1012 UL935, IEC61347								
Withstand Voltage	L/N-GND: 4kV, L-N: 2kV								
Isolation Resistance	I/P-O/P: >100M Ohms / 500VDC / 25°C / 70% RH								
EMC Emission	Compliance to EN55022(CISPR22) Class B, EN61000-3-2 Class A, EN61000-3-3								
EMC Immunity	Compliance to EN61000-3-2, 3 EN61000-4-2, 3, 4, 5, 6, 8, 11, EN61547								
Characteristics									
Life Time	More than 50,000Hrs (25°C, 80% Load)								
MTBF (MIL-HDBK-217F)	More than 550,000Hrs (25°C, 80% Load)								
Dimension (LxWxH)	199x42.5x34mm								
Note	1. Ripple & Noise: Measured by 20 MHz bandwidth oscilloscope and the output paralleled with a 0.1 uF ceramic capacitor and a 10 uF electrolytic capacitor. 2. Latch Mode: The power supply shall return to normal operation only after the power is turned on again (1) Non-Class 2 output (USR & CNR) (2) Class 2 output (USR); Non-Class 2 output (CNR) (3) Class 2 output (USR & CNR)								

DIMMING CONTROL

The dimmer control may be operated from an input signal of 1 – 10 Vdc.



Implementation: DC Input

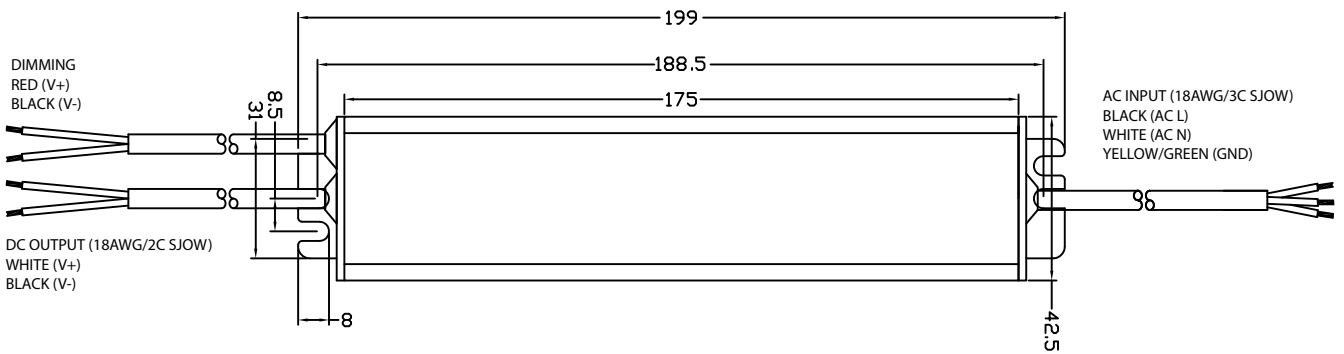



Notes:

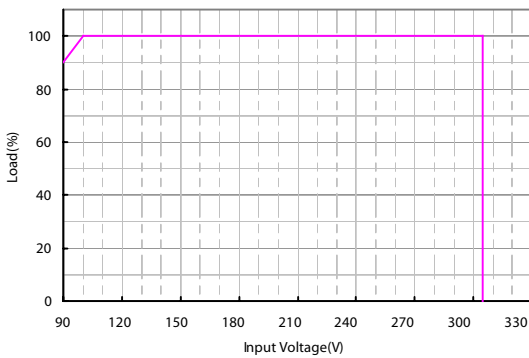
1. I_o is actual output current and I_r is rated current.
2. If the dimming function is not used, please short 10 V output pin (Black) and 1-10 V input pin (Red). The output current is about 92% I_r when the 1-10V input pin is floating.
3. For the driver to operate properly, the load voltage must be maintained above the minimum voltage threshold (approx. 50% of the max. output voltage for any given model).
4. The dimming voltage can be tuned down to less than 1V, and the output current will be decreased to about 10% I_r ; but the connected LEDs may flicker. Keeping dimming voltage greater than 1V is strongly recommended.
5. Do not connect the GND of dimming to the output; otherwise, the LED driver will not work normally.

MECHANICAL SPECIFICATIONS

UNIT: mm



Derating Curve



Ambient Temperature vs. Load

