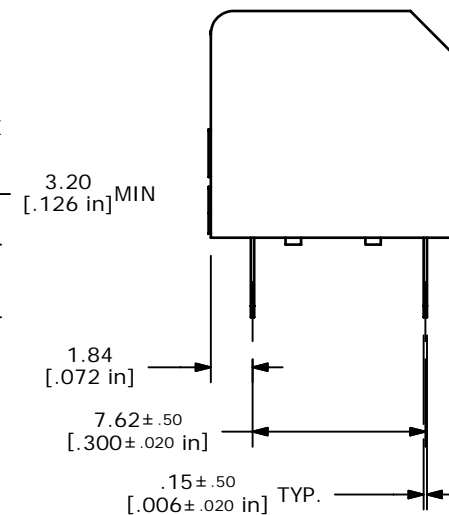
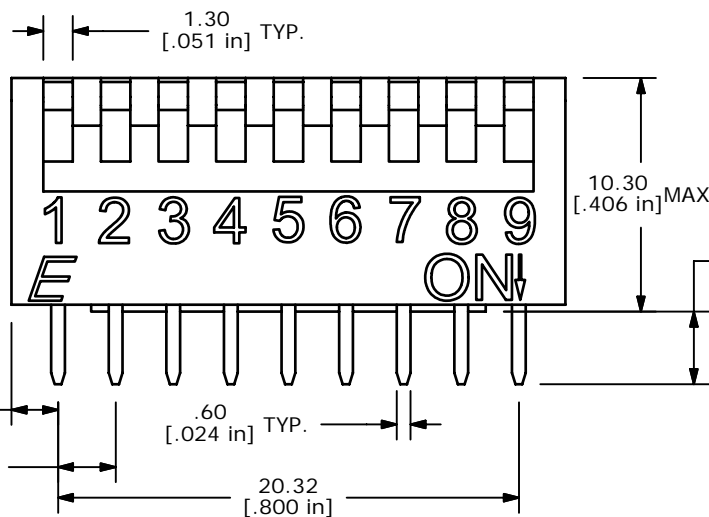
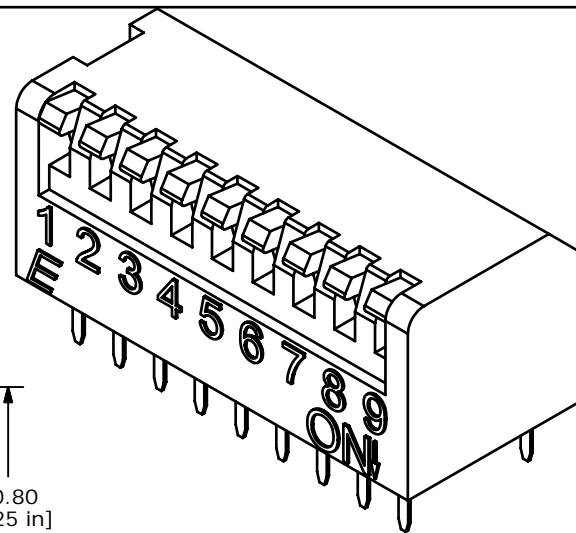
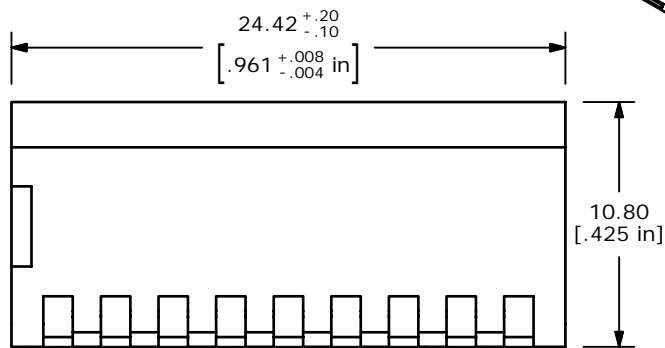


NOTES:

1. ALL DIMENSIONS IN MM [INCH]
2. GENERAL TOLERANCE: X.X±0.4  
X.XX±0.20
3. TERMINAL NUMBERS FOR REFERENCE ONLY
- ▲4. OPERATING FORCE: 1000gf MAX.
5. TRAVEL: 2.0mm TYP.
6. CONTACT RATING: 25mA, 24VDC
7. CONTACT RESISTANCE: 50mΩ MAX.
8. INSULATION RESISTANCE: 100MΩ MIN @ 500VDC
9. DIELECTRIC STRENGTH: 500V RMS 1 MIN.
10. LIFE: 2,000 CYCLES
11. OPERATING TEMPERATURE: -40°C TO 85°C
- ▲12. PACKAGING: 19 PCS PER TUBE
13. ▲DENOTES CRITICAL PARAMETER
14. 2002/95/EC (ROHS) COMPLIANT



**E-SWITCH®**

TITLE KAP1109RT

A	16254	RELEASED FOR PRODUCTION	7/28/2006	BO
REV	PCR NO	DESCRIPTION	DATE	BY

SCALE	DATE	DR	DWG	REV
3:1	7/28/2006	BO	N411093	A

THE INFORMATION CONTAINED IN THIS DOCUMENT IS PROPRIETARY TO E-SWITCH AND IS NOT TO BE COPIED OR TRANSFERRED