




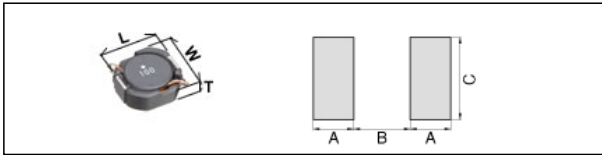


CLF12555T-2R2N-CA

Applications	 Automotive Grade
Feature	 Wire Wound
	 Magnetic Shield
	 Ferrite Core
	 AEC-Q200
Series	CLF-CA Series / CLF12555-CA Type
Status	Production



Size	
Length(L)	12.50mm +/-0.30mm
Width(W)	12.10mm +0.30/-0.20mm
Thickness(T)	5.50mm +/-0.35mm
Recommended Land Pattern (A)	2.70mm Nom.
Recommended Land Pattern (B)	8.30mm Nom.
Recommended Land Pattern (C)	3.20mm Nom.

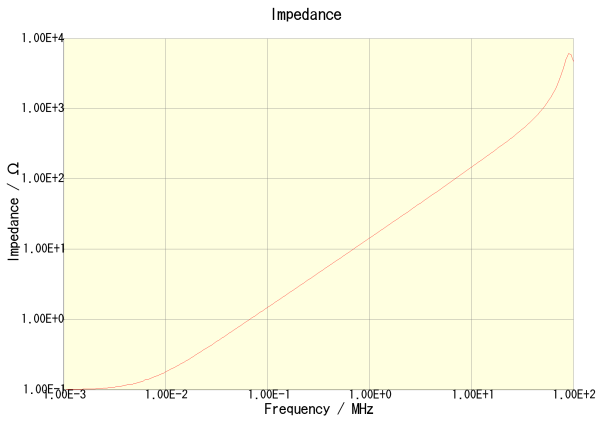
Electrical Characteristics	
Inductance	2.2uH +/-30% at 100kHz
Rated Current (L Change) [Typ.]	13.1A (10% Down)
Rated Current (Temperature Rise) [Typ.]	6.1A (30degC Rise)
DC Resistance [Nom.]	8.8mΩ
DC Resistance [Max.]	11.4mΩ

Other	
Operating Temp. Range (Including Self-Temp. Rise)	-40 to 105degC
Soldering Method	Reflow, Iron Soldering
AEC Q200	Yes
Packing	Blister (Plastic)Taping [330mm Reel]
Package Quantity	500Pcs Min.
Weight	3g

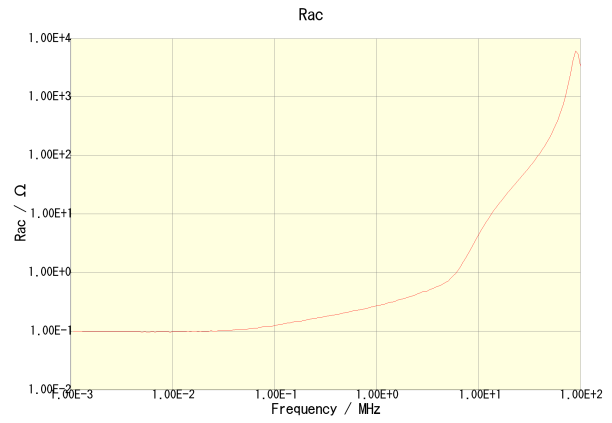
•This PDF document was created based on the data listed on the TDK Corporation website.
 •All specifications are subject to change without notice.

CLF12555T-2R2N-CA

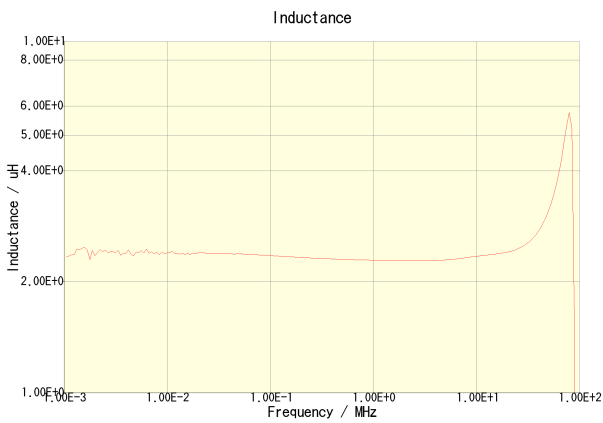
Characteristic Graphs (This is reference data, and does not guarantee the product's characteristics.)



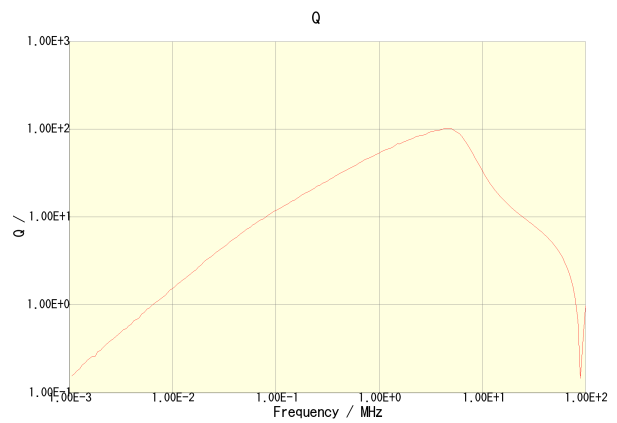
CLF12555T-2R2N-CA



CLF12555T-2R2N-CA



CLF12555T-2R2N-CA

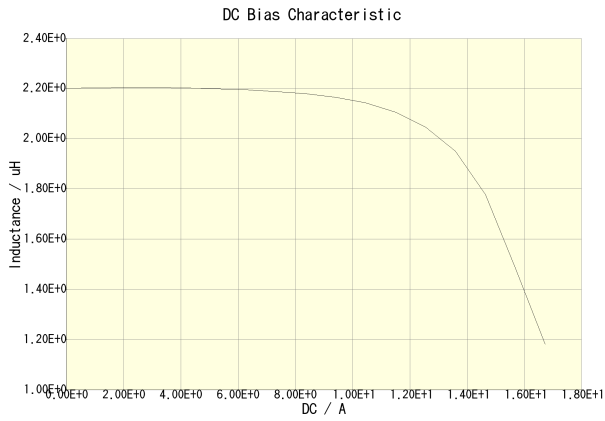


CLF12555T-2R2N-CA

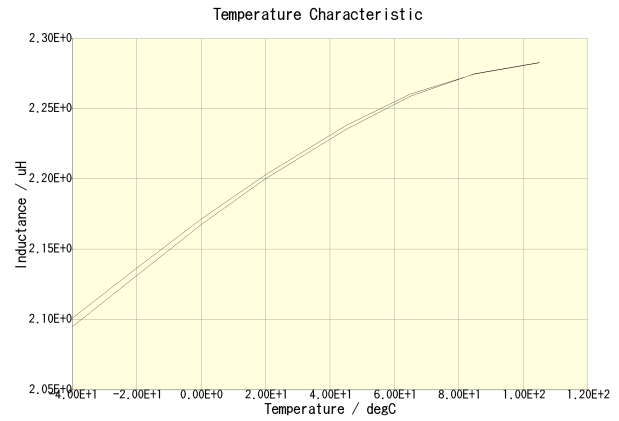
•This PDF document was created based on the data listed on the TDK Corporation website.
 •All specifications are subject to change without notice.

CLF12555T-2R2N-CA

Characteristic Graphs (This is reference data, and does not guarantee the product's characteristics.)

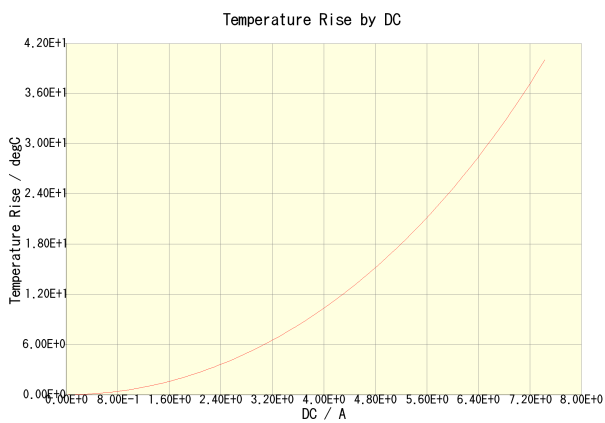


CLF12555T-2R2N-CA(Amb. Temp. = 20degc)



CLF12555T-2R2N-CA(DC = 0A)

CLF12555T-2R2N-CA(DC = 3.05A)



CLF12555T-2R2N-CA(Amb. Temp. = 20degc)

•This PDF document was created based on the data listed on the TDK Corporation website.
 •All specifications are subject to change without notice.