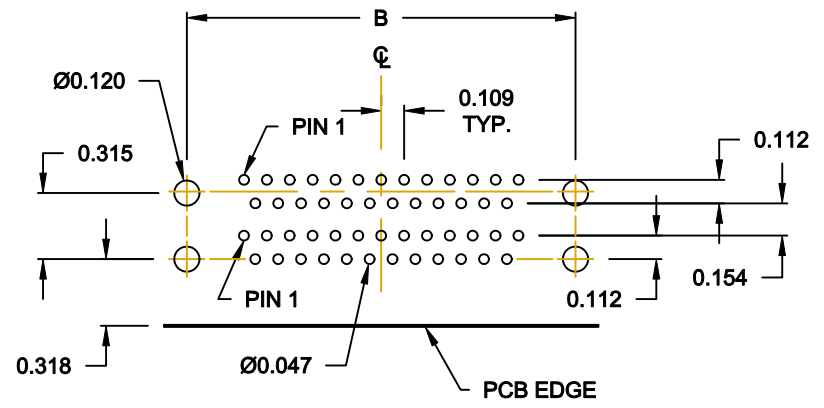
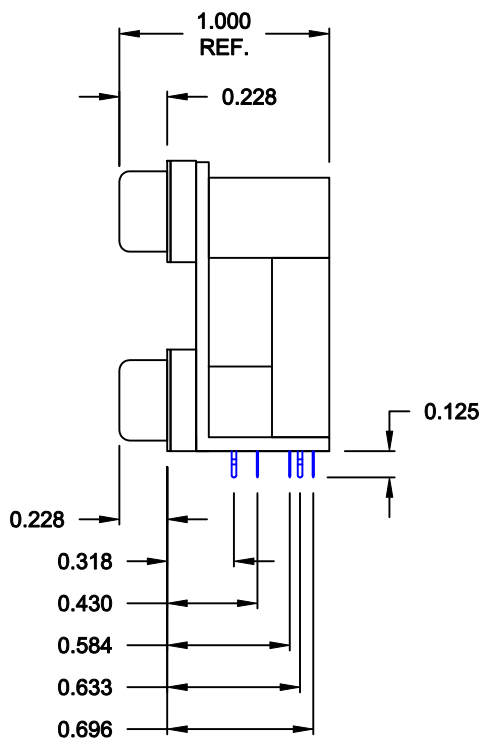
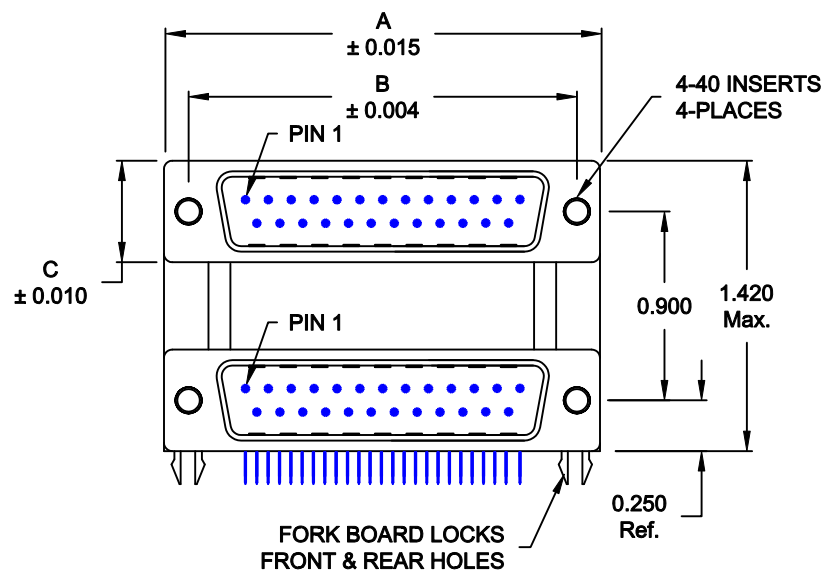


DESCRIPTION: 0.900 CENTER DUAL PORT D-SUB - MALE OVER MALE

25 PIN SHOWN

DIMENSIONS (IN.)				
	9	15	25	37
A	1.204	1.535	2.078	2.724
B	0.984	1.312	1.850	2.500
C	0.494	0.494	0.494	0.494



SPECIFICATION:

MATERIAL:

- SHELL: STEEL, NICKEL PLATED
- INSULATOR: UL 94V-0 RATED, BLACK PA9T, 260° PROCESS TEMP.
- CONTACTS: BRASS
- CONTACT PLATING: GOLD PLATED ENTIRE CONTACT

ELECTRICAL:

- INSULATOR RESISTANCE: 1,000 Ohms Min.
- DIELECTRIC STRENGTH: 1,000VAC RMS
- CURRENT RATING: 5 AMPS
- OPERATING TEMPERATURE: -55° C TO 105° C

179-YYY-613R491

SERIES

POSITIONS

- 009
- 015
- 025
- 037

GENDER

- 31 = FEMALE OVER MALE
- 41 = MALE OVER FEMALE
- 51 = FEMALE OVER FEMALE
- 61 = MALE OVER MALE

SHELL PLATING

- 3 = NICKEL

RoHS COMPLIANT (HIGH TEMP. PROCESS)

HARDWARE OPTIONS

- 49 = 4-40 INSERTS/BOARD LOCKS

PLATING OPTIONS

- 1 = GOLD FLASH (ENTIRE CONTACT)
- A = 30u" GOLD MATING AREA/GOLD FLASH TAILS
- 9 = 30u" GOLD MATING AREA/TIN TAILS

DO NOT SCALE FROM DRAWING

	THESE DRAWINGS AND SPECIFICATIONS ARE THE PROPERTY OF NorComp AND SHALL NOT BE REPRODUCED, COPIED OR USED AS THE BASIS FOR THE MANUFACTURE OR SALE OF APPARATUS WITHOUT WRITTEN PERMISSION.	DRAWN: C. SMITH CHECKED:	DATE: 03-30-07 DATE:
	NorComp	SCALE: 1:1	SHEET 1 OF 1
		DWG NO. 179-YYY-613R491	

RoHS COMPLIANT