



Important notes about Classic Panel Mount Indicator Catalog Pages

SCROLL DOWN TO VIEW CATALOG PAGE

This catalog page is out-of-print and is used with the understanding that the information shown could be out-of-date. In many cases, part numbers shown on this page are discontinued. Most notably, many "Complete Assembly" parts, which consist of a cap and a base, can no longer be ordered by the 14-digit ordering code. To obtain these parts, please order the cap and base part numbers separately. This process provides the components contained with the original "Complete Assembly" part number.

All Dialight Classic Panel Mount Indicators need a leading 3-digit numerical series. In some cases, this catalog will show a 2-digit series. In this case, please add a leading zero. For example, 81-0211-300 becomes 081-0211-300.

Part numbers listed on Dialight catalog pages designate parts with Red lenses. For ordering lens colors other than red, consult the chart below. In most cases, the color is dictated by the 7th digit. For example, 095-0932-003 for a green cap.

Lens Colors	
1 - Red	5 - White
2 - Green	6 - Light Yellow
3 - Yellow	7 - Clear
4 - Blue	

[Click here for a cross reference guide to assembly part numbers.](#)

[Click here to view Frequently Asked Questions concerning Panel Mount Indicators.](#)

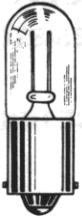
SCROLL DOWN TO VIEW CATALOG PAGE

Miniature Neon Indicators

WITH BUILT-IN RESISTOR

FOR REAR MOUNTING IN 9/16" CLEARANCE HOLE

For materials and finishes of products in this group, see page 51D.




T-3 1/4
B1A (NE-51)
B2A (NE-51H)
MINIATURE BAYONET BASE


See lamp ratings
on page L.

Recognized under the component
program of Underwriters'
Laboratories Inc.

75W., 125V.



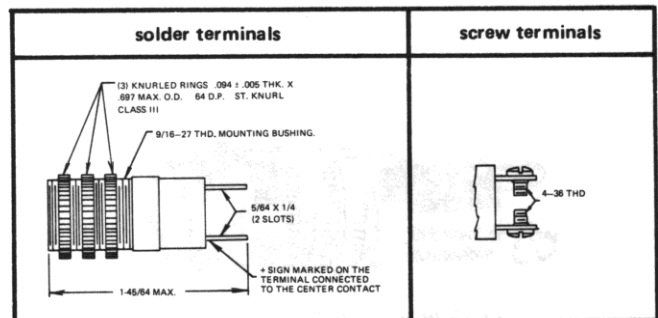
17-1363-0931-215
Stovepipe lens



70-0463-1191-215
Stovepipe lens

17 SERIES
70 SERIES

WITH SCREW ON-LENS CAPS



BASE PART NUMBERS	105-125VAC-DC* 110-125VAC†	70-0408-11-245 70-0463-11-215	70-1308-11-245 70-1363-11-215
CAP PART NUMBERS	VOLTAGES	COMPLETE ASSEMBLY PART NUMBERS	
<p>STOVEPIPE</p> <p>17-0931-200 transparent</p> <p>17-0991-200 internal fluting</p>	<p>105-125V AC-DC 110-125 VAC</p> <p>105-125V AC-DC 110-125 VAC</p>	<p>17-0408-0931-245 17-0463-0931-215</p> <p>17-0408-0991-245 17-0463-0991-215</p>	<p>17-1308-0931-245 17-1363-0931-215</p> <p>17-1308-0991-245 17-1363-0991-215</p>
<p>STOVEPIPE</p> <p>■ 70-1131-200 transparent</p> <p>■ 70-1191-200 internal fluting</p>	<p>105-125V AC-DC 110-125 VAC</p> <p>105-125V AC-DC 110-125 VAC</p>	<p>■ 70-0408-1131-245 ■ 70-0463-1131-215</p> <p>■ 70-0408-1191-245 ■ 70-0463-1191-215</p>	<p>■ 70-1308-1131-245 ■ 70-1363-1131-215</p> <p>■ 70-1308-1191-245 ■ 70-1363-1191-215</p>

■ To specify white translucent color, change so much of the catalog number that reads from -1131- to -0935-; from -1191- to -0995-. Example: 70-0408-0935-245.

* Standard brightness
† High brightness

Order complete with lamp to be assured of receiving the indicator light and correct lamp together for immediate use.