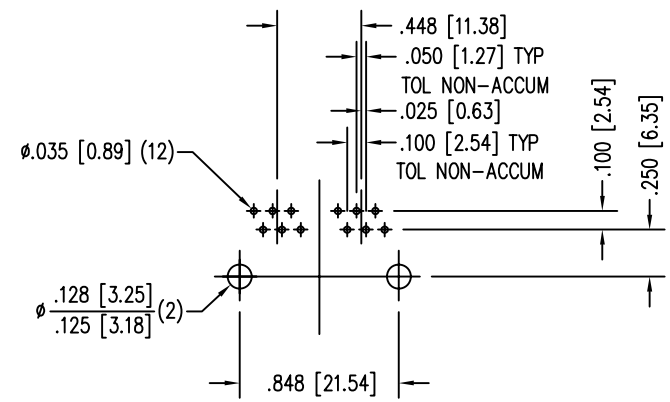
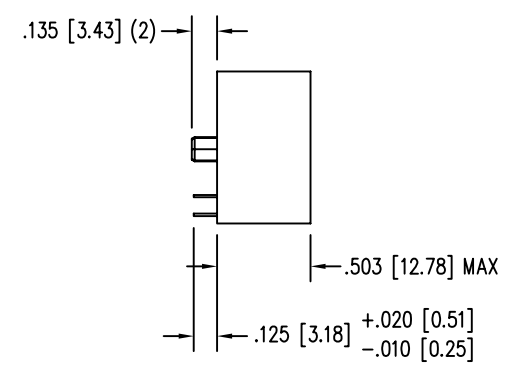
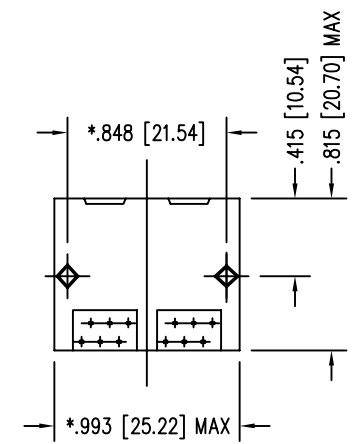
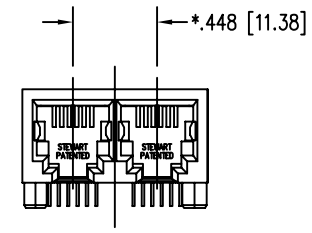


| DATE     | REV | ECN  | APP'D. BY |
|----------|-----|------|-----------|
| 2/1/06   | A2  | 7456 | JM        |
| 12-28-10 | A3  | 9110 | TRM       |
|          |     |      |           |
|          |     |      |           |



P.C.B. RECOMMENDED HOLE LAYOUT  
 SEEN FROM COMPONENT SIDE  
 TOLERANCE ±.003 [0.08] UNLESS OTHERWISE SPECIFIED

NOTES:

- CONNECTOR MATERIALS:  
 HOUSING: THERMOPLASTIC UL94 V-0  
 CONTACTS/SHIELD: COPPER ALLOY  
 SHIELD PLATING: NICKEL OR TIN  
 CONTACT PLATING: SELECTIVE GOLD IN CONTACT AREA  
 SEE CHART FOR PART NUMBER
- FOR PRODUCT SPECIFICATIONS SEE PRO22-01.
- DIMENSIONS AND TOLERANCES COMPLY WITH TIA-1096 STANDARD.

|                                   |              |
|-----------------------------------|--------------|
| 30 MICRO-INCHES [0.76um]          | SS-666602-NF |
| CONTACT PLATING<br>IN MATING AREA | PART NUMBER  |


THIRD ANGLE PROJECTION

DO NOT SCALE DRAWING  
 DRAWING IS SUBJECT TO  
 CHANGE WITHOUT NOTICE

DIMENSIONS: INCHES [METRIC]

UNLESS OTHERWISE SPECIFIED  
 TOLERANCES ARE ±.005 [0.13]  
 ANGLES ARE ± 1°

SHEET NO. 1 OF 1



## Bel Stewart Connector

11118 Susquehanna Trail South  
 Glen Rock, PA 17327-9199  
 (717) 235-7512 Fax: (717) 235-7954 <http://www.stewartconnector.com>

TITLE: 2 PORT PCB HARMONICA JACK PAC, NON-FLANGED

|                  |              |
|------------------|--------------|
| DRN BY: KRL      | DATE: 2/1/06 |
| APPD BY: JM      | DATE: 2-2-06 |
| DWG NO. CT660022 | REV. A3      |

THIS DRAWING AND THE SUBJECT MATTER SHOWN THEREON ARE CONFIDENTIAL AND THE PROPRIETARY PROPERTY OF BEL STEWART CONNECTOR AND SHALL NOT BE REPRODUCED, COPIED, OR USED IN ANY MANNER WITHOUT PRIOR WRITTEN CONSENT OF BEL STEWART CONNECTOR. THE SUBJECT MATTER MAY BE PATENTED OR A PATENT MAY BE PENDING.

B

B

A

A

REV. 6/3/05