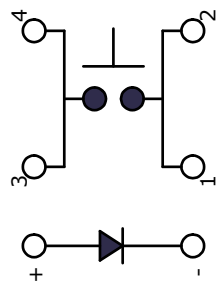
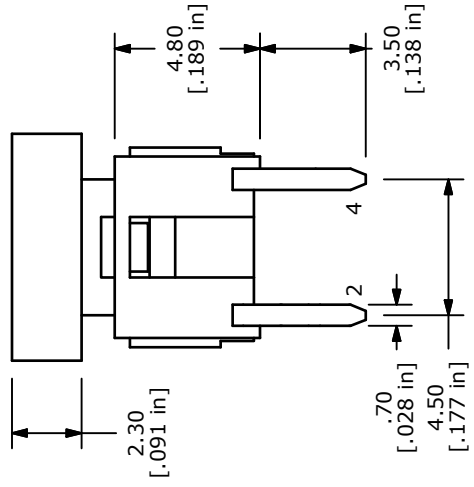
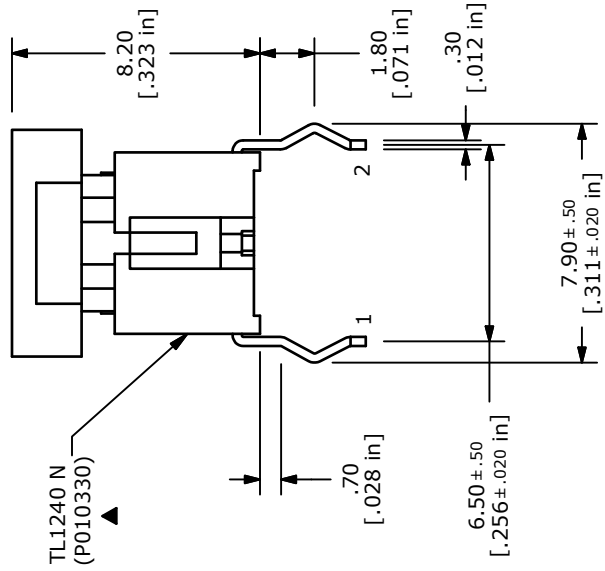
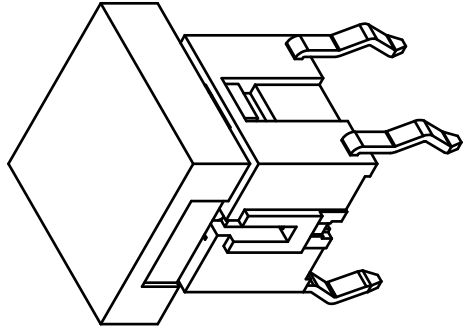
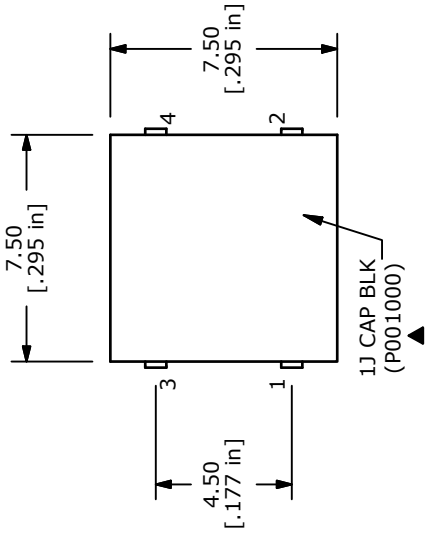


P.C.B. LAYOUT



CIRCUIT: SPST

- NOTES:
1. ALL DIMENSIONS IN MM
 2. GENERAL TOLERANCE: X.X=±0.4
X.XX=±0.25
 3. RATING: 50mA @ 12VDC
 4. TRAVEL: 0.25 +0.2/0.1mm
 - ▲5. OPERATING FORCE: 160±50gf
 6. CONTACT RESISTANCE: 100 Milli-Ohms Max
 7. 2002/95/EC (ROHS) COMPLIANT
 8. ▲ DENOTES CRITICAL PARAMETER



TITLE TL1240NQ1JBLK

D	19550	AWING UPDATE / CLEAN-UP	12/28/10	BGL
REV	PCR NO	DESCRIPTION	DATE	BY
THE INFORMATION CONTAINED IN THIS DOCUMENT IS PROPRIETARY TO E-SWITCH AND IS NOT TO BE COPIED OR TRANSFERRED				

SCALE 4:1

DATE 12/28/2010

DR BGL

DWG

XP0039P

REV D